

Week 4 — Day 1

Read the words next to the picture.
Circle the word that matches the picture.



book

page



1



cage

bird

2



Jack

giant

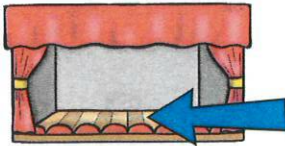
3



soft

rigid

4



stage

curtain

5



huge

little

6



gems

acid

Today I scored out of 6.



Week 4 — Day 2

Read the words.
Match each word to
the correct picture.



gel

girl



1



frog

rage




2



general

dragon



3




gate

germ



4



gerbil

eggs



Today I scored out of 4.



Week 4 — Day 3

Look at the picture.
Use the letter tiles to complete the caption.



le t
e g n

being

g e n t l e

1




g n

i e r g

made with

g i n g e r

2



a g

c m i

m a g i c

beans

3



n g

e t

he is a

g e n t

4



c g

a e

Gretel in a

c a g e

Today I scored out of 4.



Week 4 — Day 4

Copy one of the words to complete the sentence.

He made a **little** igloo.



Practise writing the words first.

little

one

out

① Gene went **out** onto the stage.



② The **little** bird is in a cage.



③ **one** child is on the beanbag.



④ **one** germ got **out** of the lab.



⑤ I do a **little** bit
of exercise each day.



Check you have used a capital letter for the first word in a sentence.




Today I scored out of 5.



Week 4 — Day 5

Read each sentence. Draw a line to match it to the best picture.

We had a water fight.



1 Plants need water to survive.



2 It's fun to splash in the water.



3 Water can be a liquid, a solid or a gas.



4 Fish have to stay in water or they will die.



5 There are water balloons in this bucket.



Circle the tricky word 'water' in these sentences.

Today I scored out of 5.

