



Art – Year 6 – Spring 1 – Monochromatic: Portraits

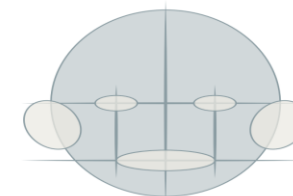
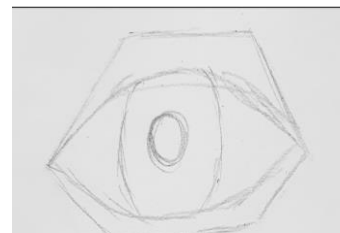
Vocabulary	Meaning
Cupid's bow	The shape in the middle of the top lip.
form	A 3D (three-dimensional) object in art.
geometric	Relating to shapes that have clear and precise lines, angles and measurements.
graphite	A form of carbon used in the middle of pencils.
observe	To look carefully at what is there.
organic	Refers to shapes that are irregular and free-flowing, such as clouds, trees, or leaves.
philtrum	The vertical groove between the nose and the upper lip.
portrait	A picture of a person that focuses on their face or upper body.
proportion	Describes the size of one thing when compared to another.
shape	Refers to the two-dimensional area that is defined by an outline or boundary
value	How dark or light a colour is.

Skills
<ul style="list-style-type: none"> • Observation • Proportion and Scale • Line and Shape • Shading and Texture • Use of Mediums

Books
 

Knowledge

Drawing monochromatic portraits helps children develop practical, theoretical, and disciplinary knowledge. They learn to observe closely, using values to create form and depth, select pencils for different effects, and apply proportion and shapes to guide their drawings. Theoretically, they explore artists from around the world, gaining insight into various styles. Disciplinarily, they expand their vocabulary to describe common errors in realism, understand that art improves with practice, and learn how artists use reference materials. Additionally, children develop the ability to evaluate their own work and that of others, fostering both self-reflection and constructive critique.



What I should be able to do and know now.

Knowledge

I can explain what I can see in different sections of a picture.

I understand how to identify similarities and differences in art.

I am able to talk about my art work.

I am able to choose the right equipment and tidy up my equipment during my art work.

Skills

I can use pressure, direction and pencil grip to create lines.

I can draw texture with shapes and lines.

I can use cross-hatching and stippling.

I can use shapes, lines and values to sketch form.

Concept Links



Drawing, painting and sculpture.



Creating a sketchbook.



Famous people (artists).



Using art and design techniques.

What I will be learning

1. I am learning to draw a realistic eye.
2. I am learning the proportions of a face.
3. I am learning to draw a realistic nose.
4. I am learning to draw a realistic mouth.
5. I am learning to draw a self-portrait.

What I will know and be able to do at the end of the topic.

Knowledge

What is the definition of value in art?

Which pencil might you choose if you want to smudge and blend the graphite easily?

What is the definition of shape?

List the seven elements of art.

Skills

Using a sketchbook to revise and improve ideas is important because ...

Using a sketchbook to revise and improve ideas is important, but ...

Using a sketchbook to revise and improve ideas is important, so ...

